GREATER EFFICIENCY WITH A SYSTEM

2022

Products and solutions for intra-company material flow.

ssi-schaefer.com

SSI SCHÄFER

Pallet racking –
a modular system with limitless versatility

SSI SCHAEFER's pallet racking systems are so handy as the Euro and Industrial pallets themselves. It doesn't matter what kind of load carrier – pallets, mesh boxes or any other – longitudinal beam racks for single- or multiple place storage ensure high mobility of ware and quick goods turnover. Multi-place longitudinal beam rack systems are used in diverse branches from wholesale or spare parts warehouses in the electronics, mechanics and automotive industries.

Single-place rack systems are ideal for storing goods with the same base carrier and varying heights. Drive-in rack systems have proven their value especially when storing a very large quantity of a limited range of articles.

Using adequate accessories, pallets and containers, even with varying sizes, this kind of rack system enables optimal storage.

Changed frame depth in 2021

for **PR 600** from 1,050 mm to **1,100 mm**

PR 600 longitudinal beam racking page **C4**

Accessories for pallet racking page **C8**

Safety accessories page **C11**

Storage and storage space labeling page **C14**

Overview of pallet racking system

	Longitudinal beam rackings PR 600
Areas of use	Pallet storage of medium and high-volume goods with medium to high loads, e.g. for logistics services or in distribution warehouses
Advantages	▶ Light and economical ▶ Sturdy due to special design ▶ Highest dimensional accuracy
Design	▶ Bolted frame construction with longitudinal beams, 4 stand profiles each with 3 frame depths, 10 frame heights, 2 beam types, 7 bay width
Beam connection	▶ Bolt-free system
System hole pattern	▶ 50 : 50 mm
Upright profile widths	▶ 75, 90, 100, 120 mm
Frame load capacity	▶ Up to 30,000 kg
Beam load capacity	▶ Up to 4,500 kg per pair
Frame surface	▶ Galvanized
Beam surface	▶ Painted RAL 5010, Gentian Blue

from page **C4**

Safety equipment for racks according to German regulation DG-UV 108-007

1.1 Row end frame height increase
by at least 500 mm above the top rack height

1.2 Passage overhead protection
These must be covered by chipboard, grating or similar.
Clear passage height must be at least minimum 2,000 mm

1.3 Safety distance between load carriers
Safety distance between load carriers lower than 100 mm?
Back stops will be necessary inside double-sided racks

1.4 End Frames
Corner protectors must be installed at all free-standing end frames.
This also applies to passages

1.5 Single-sided rack rows
If one side of a free-standing single-row rack is not used for loading or unloading, this side must be secured, preventing ware units from falling out. For example using nets, solid or mesh back panels

1.6 Transposed storage
If the skids or feet of load carriers are parallel to beams, or not directly supported by beams, they must be secured by front-to-back supports, chipboards, mesh grates or similar devices

1.7 Load signs
These must be provided for all rack installations

Technical regulations for the pallet racking

2.1 Rack rows
A rack row must consist of at least 3 rack bays

2.2 Beam levels
There must be at least 2 beam levels per rack bay

2.3 Compartment heights
The compartment heights must not differ by more than 200 mm.
The maximum compartment height is 2,500 mm

2.4 Concrete quality of the hall floor
Minimum concrete quality of the hall floor:
C20/25 as per EN 1992. Concrete thickness 200 mm

Information regarding **inspection requirements** for **rack systems** Chapter **F,** page **F4**

PR 600 – the modern pallet racking system

The PR 600 rack system is characterized by its diverse, versatile configuration options. This enables the implementation of all designs including longitudinal beams, front-to-back beams and drive-in racking systems for maximum storage capacity with a minimum volume.

One advantage that frequently does not come into play until later is the ability to adapt the system to changing circumstances. The rack frames are bolted together and also designed for the highest loads.

This is a modern pallet racking system – a versatile stacking system for individual solutions.

Tested quality
PR 600 longitudinal beam racks have the RAL-RG 614/2 seal of quality. Compliance with the criteria is checked twice per year by an independent authority. This guarantees that both the material and the production fulfill the high quality requirements.

RAL GÜTEZEICHEN
Lager- und Betriebseinrichtungen
RAL-RG 614
RAL-RG 614/2 (H 59)

GALVANIZED

Frame

GENTIAN BLUE

RAL 5010

Longitudinal beams



Frames and longitudinal beams PR 600

- **High load capacity**
  Frame load capacity of up to 30,000 kg (for min. 2 beam pairs INP 100 per rack bay and 5 rack bays per rack row), beam load capacity up to 4,500 kg per pair
- **Light and economical**
- **Sturdy due to special design**
- **High-quality materials**
- **Precise dimensional accuracy**
- **System hole pattern**
  with adjustment spacing 50 : 50 mm
- **Support widths**
  75, 90, 100, 120 mm
- **Easy assembly**
  with only a few components
- **Bolted frame construction**

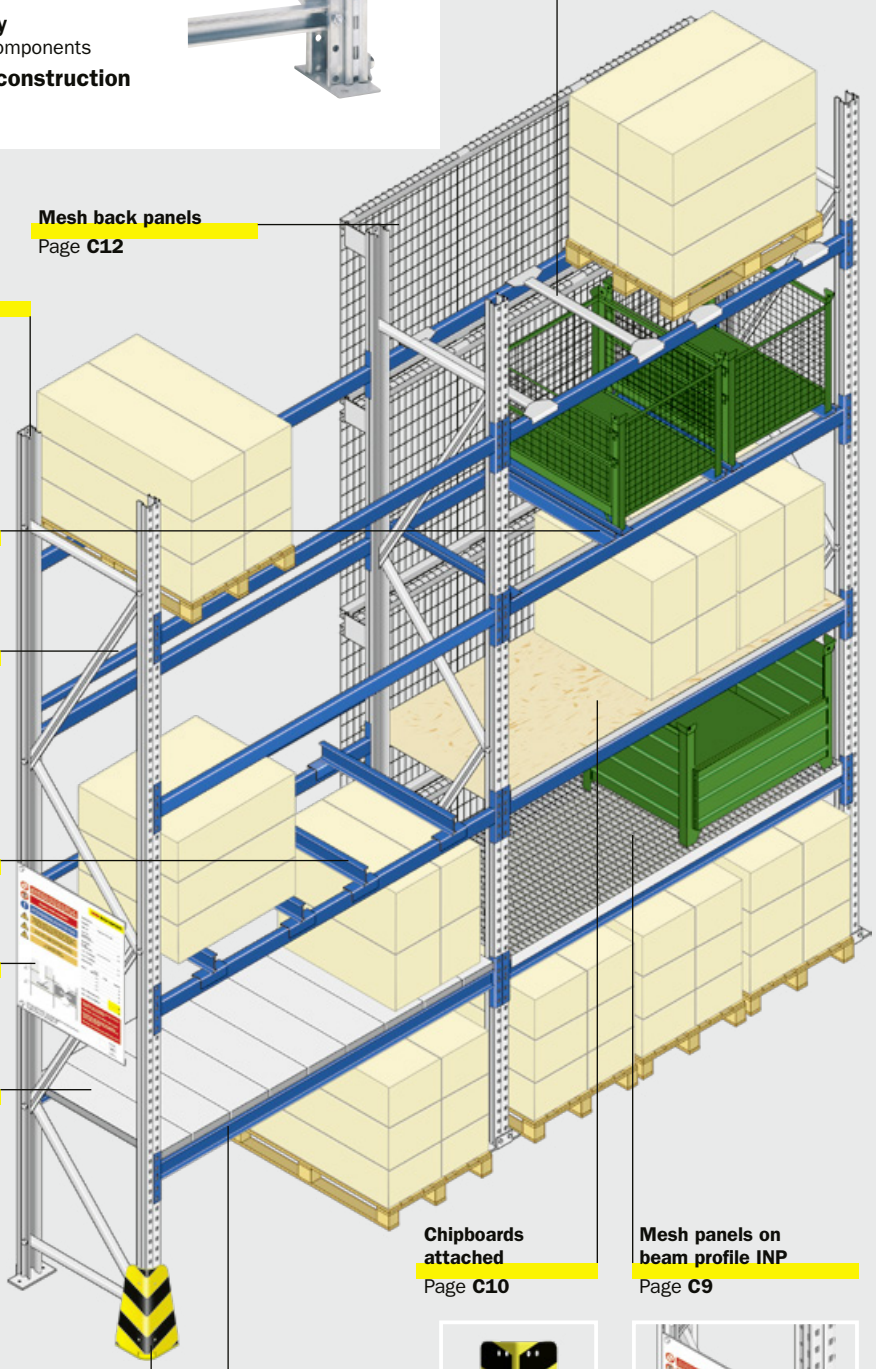

Front-to-back supports
Page **C8**

Mesh back panels
Page **C12**

Frame
Page **C6**

Front-to-back support from the angled profile
Page **C8**

End stops
Page **C13**

Fork spacers
Page **C8**

Load sign
Page **C13**

Steel panels on INP beam profile
Page **C9**

Corner protector
Page **C11**

Longitudinal beams
Page **C7**

Chipboards attached
Page **C10**

Mesh panels on beam profile INP
Page **C9**



Front-to-back supports



Fork spacer

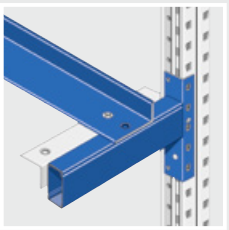

Front-to-back supports made of angled profile with locking bracket

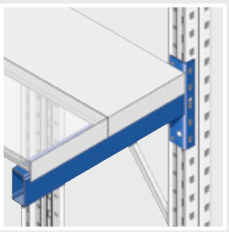

Steel panels, attached

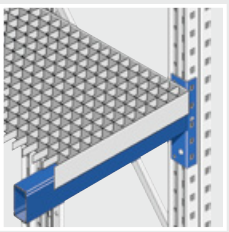

Mesh panels, attached

Corner protector

Load sign

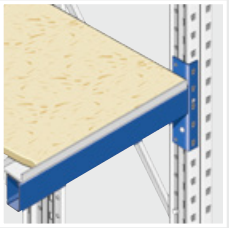

Chipboard with edge protection, attached

PR 600 frame

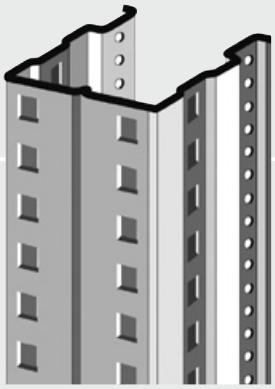

Frame load capacity

The permissible frame load (or bay load) depends on the compartment height and the selected beam profile. The specified values apply for racks with at least 2 pairs of longitudinal beams/rack bay, rows with at least 5 rack bays and CE 110 for bays width 2,700 mm along with CE 140 for bay with 3,600 mm). The values vary depending on the beam profile.

The load chart is based on DIN EN 15512:2020.

Compartment heights exceeding 2,500 mm require a separate static calculation.

If you have any questions please contact our technical consultants.

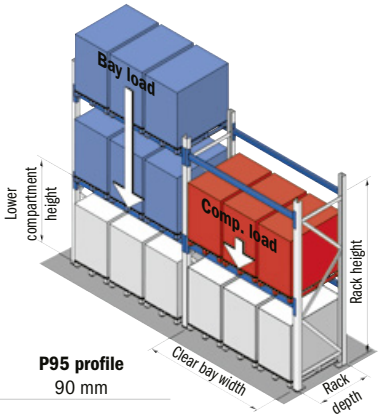

	P73 profile		P93 profile		P95 profile	
Support width	75 mm		90 mm		90 mm	
	Frame load capacity					
	Bay width		Bay width		Bay width	
Comp. height	2,700 mm	3,600 mm	2,700 mm	3,600 mm	2,700 mm	3,600 mm
750 mm	9,100 kg	8,750 kg	9,550 kg	9,650 kg	14,800 kg	13,700 kg
1,000 mm	7,900 kg	7,700 kg	9,250 kg	8,850 kg	13,400 kg	12,100 kg
1,250 mm	6,500 kg	6,450 kg	8,250 kg	8,000 kg	11,800 kg	11,150 kg
1,500 mm	6,650 kg	6,550 kg	8,050 kg	8,000 kg	11,350 kg	11,050 kg
1,750 mm	6,550 kg	6,050 kg	7,850 kg	9,750 kg	9,250 kg	10,800 kg
2,000 mm	5,350 kg	5,550 kg	7,550 kg	7,600 kg	9,450 kg	10,450 kg
2,250 mm	5,250 kg	5,200 kg	7,400 kg	7,600 kg	9,450 kg	10,350 kg
2,500 mm	5,000 kg	5,000 kg	6,600 kg	6,600 kg	9,250 kg	8,850 kg

Other frame profiles

on request

PR 600 accessories

from page **C8**

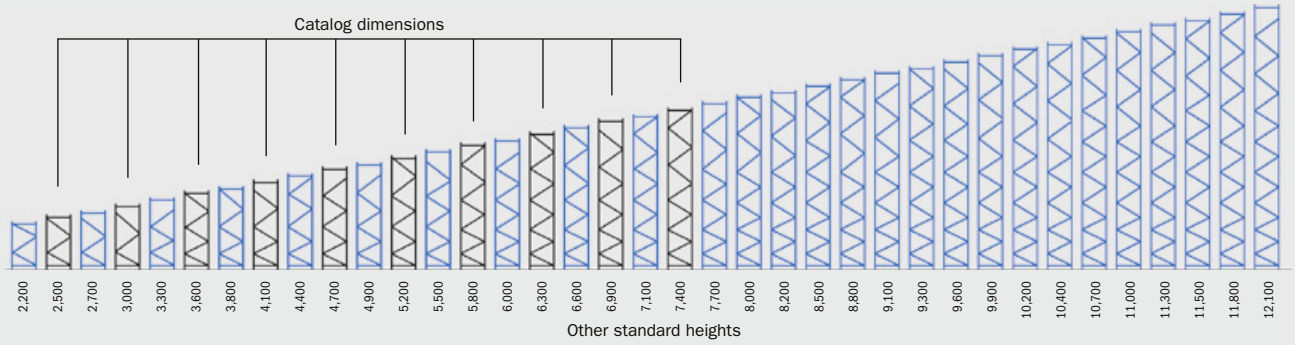

P 73 profile

Item	Frame height (mm)	Order no.	Item	Frame height (mm)	Order no.	Item	Frame height (mm)	Order no.
Frame depth 850 mm			**Frame depth 1,100 mm**			**Frame depth 1,250 mm**		
RV1-773-0250-085	2,500	307280	RV1-773-0250-110	2,500	6689986	RV1-773-0250-125	2,500	307760
RV1-773-0300-085	3,000	307290	RV1-773-0300-110	3,000	6690148	RV1-773-0300-125	3,000	307770
RV1-773-0360-085	3,600	307300	RV1-773-0360-110	3,600	6689987	RV1-773-0360-125	3,600	307780
RV1-773-0410-085	4,100	307310	RV1-773-0410-110	4,100	6690151	RV1-773-0410-125	4,100	307790
RV1-773-0470-085	4,700	307320	RV1-773-0470-110	4,700	6689988	RV1-773-0470-125	4,700	307800
RV1-773-0520-085	5,200	307330	RV1-773-0520-110	5,200	6690154	RV1-773-0520-125	5,200	307810
P 93 profile								
RV1-973-0250-085	2,500	307340	RV1-973-0250-110	2,500	6690180	RV1-973-0250-125	2,500	307820
RV1-973-0300-085	3,000	307350	RV1-973-0300-110	3,000	6690182	RV1-973-0300-125	3,000	307830
RV1-973-0360-085	3,600	307360	RV1-973-0360-110	3,600	6690184	RV1-973-0360-125	3,600	307840
RV1-973-0410-085	4,100	307370	RV1-973-0410-110	4,100	6690186	RV1-973-0410-125	4,100	307850
RV1-973-0470-085	4,700	307380	RV1-973-0470-110	4,700	6690188	RV1-973-0470-125	4,700	307860
RV1-973-0520-085	5,200	307390	RV1-973-0520-110	5,200	6690190	RV1-973-0520-125	5,200	307870
RV1-973-0580-085	5,800	307400	RV1-973-0580-110	5,800	6690192	RV1-973-0580-125	5,800	307880
RV1-973-0630-085	6,300	307410	RV1-973-0630-110	6,300	6690194	RV1-973-0630-125	6,300	307890
RV1-973-0690-085	6,900	307420	RV1-973-0690-110	6,900	6690196	RV1-973-0690-125	6,900	307900
RV1-973-0740-085	7,400	307430	RV1-973-0740-110	7,400	6690198	RV1-973-0740-125	7,400	307910
P 95 profile								
RV1-975-0360-085	3,600	307440	RV1-975-0360-110	3,600	6690221	RV1-975-0360-125	3,600	307920
RV1-975-0410-085	4,100	307450	RV1-975-0410-110	4,100	6690223	RV1-975-0410-125	4,100	307930
RV1-975-0470-085	4,700	307460	RV1-975-0470-110	4,700	6690225	RV1-975-0470-125	4,700	307940
RV1-975-0520-085	5,200	307470	RV1-975-0520-110	5,200	6690227	RV1-975-0520-125	5,200	307950
RV1-975-0580-085	5,800	307480	RV1-975-0580-110	5,800	6690229	RV1-975-0580-125	5,800	307960
RV1-975-0630-085	6,300	307490	RV1-975-0630-110	6,300	6690231	RV1-975-0630-125	6,300	307970
RV1-975-0690-085	6,900	307500	RV1-975-0690-110	6,900	6690233	RV1-975-0690-125	6,900	307980
RV1-975-0740-085	7,400	307510	RV1-975-0740-110	7,400	6690235	RV1-975-0740-125	7,400	307990

Order no. = on stock

GALVANIZED

Support profiles

GENTIAN BLUE

Longitudinal beams

RAL 5010

Longitudinal beams

Support profiles

Made of cold rolled, high-strength steel. Their special shape makes the supports highly rigid. These are bolted together with horizontal and diagonal braces to create a sturdy frame. Delivered unassembled.

System hole pattern 50 : 50 mm steps.

Solid floor plates safely transfer the loads to the floor.

Longitudinal beams

with welded 5-hook rear lips. These guarantee an interlocking connection with the rack supports.

Adjustable using the system hole pattern 50 : 50 mm.

2 retaining pins (included in the scope of delivery) per section are required to prevent unintentional removal.

The load specifications apply for uniformly distributed loads.

The order numbers apply for one beam.

Longitudinal beam rack system dimensions

Storage in depth direction

Pallet dimensions	Insertion depth	Rack depth
800 x 1,200 mm	1,200 mm	1,100 mm
1,000 x 1,200 mm	1,200 mm	1,100 mm
1,200 x 1,200 mm	1,200 mm	1,100 mm

Storage in transverse direction

Pallet dimensions	Insertion depth	Rack depth
800 x 1,200 mm	800 mm	850 mm
1,000 x 1,200 mm	1,000 mm	1,100 mm

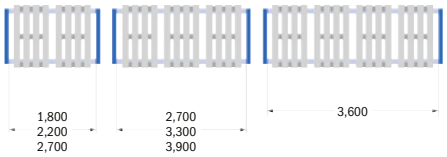

Compatible with WR 600 longspan racking systems

Chapter **B,** from page **B1**

Longitudinal beams with INP profile

Item	Load/ pair (kg)	Profile type	Order no.
Length 1,900 mm			
TRV1-190-08-I	2,800	INP 80	321510
TRV1-190-10-I	4,500	INP 100	321670
Length 2,900 mm			
TRV1-290-08-I	1,900	INP 80	321610
TRV1-290-10-I	3,300	INP 100	321770
TRV1-290-12-I	4,500	INP 120	321990
Length 3,600 mm			
TRV1-360-10-I	2,300	INP 100	321840
TRV1-360-12-I	3,900	INP 120	322060

Item	Load/ pair (kg)	Profile type	Order no.
Length 2,200 mm			
TRV1-220-08-I	2,500	INP 80	321540
TRV1-220-10-I	4,200	INP 100	321700
Length 3,300 mm			
TRV1-330-08-I	1,400	INP 80	321650
TRV1-330-10-I	2,700	INP 100	321810
TRV1-330-12-I	4,400	INP 120	322030
Length 3,900 mm			
TRV1-390-10-I	2,000	INP 100	321870
TRV1-390-12-I	3,400	INP 120	322090

Item	Load/ pair (kg)	Profile type	Order no.
Length 2,700 mm			
TRV1-270-08-I	2,100	INP 80	321590
TRV1-270-10-I	3,500	INP 100	321750
TRV1-270-12-I	4,500	INP 120	321970

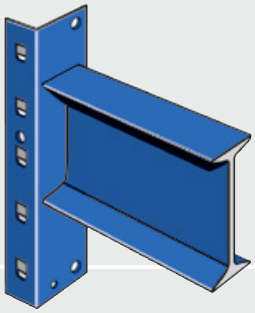

Longitudinal beams with CE profile

Item	Load/ pair (kg)	Profile type	Order no.
Length 1,900 mm			
TRV1-190-084-30 CE	2,700	CE 80/40	334300
TRV1-190-104-30 CE	3,600	CE 100/40	334670*
TRV1-190-114-30 CE	4,000	CE 110/40	335040
Length 2,900 mm			
TRV1-290-084-30 CE	1,350	CE 80/40	334400*
TRV1-290-104-30 CE	2,200	CE 100/40	334770*
TRV1-290-114-30 CE	2,700	CE 110/40	335140
TRV1-290-124-30 CE	3,100	CE 120/40	335510*
TRV1-290-144-30 CE	3,750	CE 140/40	335840
Length 3,600 mm			
TRV1-360-114-30 CE	1,800	CE 110/40	335210
TRV1-360-124-30 CE	2,200	CE 120/40	335580*
TRV1-360-145-30 CE	2,900	CE 140/40	323460

Item	Load/ pair (kg)	Profile type	Order no.
Length 2,200 mm			
TRV1-220-084-30 CE	2,200	CE 80/40	334330
TRV1-220-104-30 CE	3,150	CE 100/40	334700*
TRV1-220-114-30 CE	3,550	CE 110/40	335070
Length 3,300 mm			
TRV1-330-114-30 CE	2,100	CE 110/40	335180
TRV1-330-124-30 CE	2,500	CE 120/40	335550*
TRV1-330-144-30 CE	3,000	CE 140/40	335880
Length 3,900 mm			
TRV1-390-145-30 CE	2,500	CE 140/50	323490

Item	Load/ pair (kg)	Profile type	Order no.
Length 2,700 mm			
TRV1-270-084-30 CE	1,500	CE 80/40	334380
TRV1-270-104-30 CE	2,500	CE 100/40	334750*
TRV1-270-114-30 CE	3,000	CE 110/40	335120
TRV1-270-124-30 CE	3,300	CE 120/40	335490*
TRV1-270-144-30 CE	4,000	CE 140/40	335820

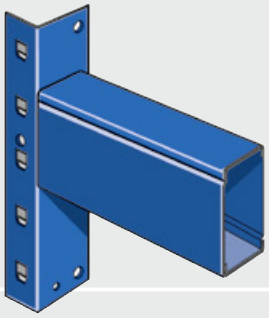

* Minimum order quantity on request.

GALVANIZED
Fixing angle

GENTIAN BLUE
RAL 5010
Spacers
Front-to-back supports
Fork spacers

Accessories

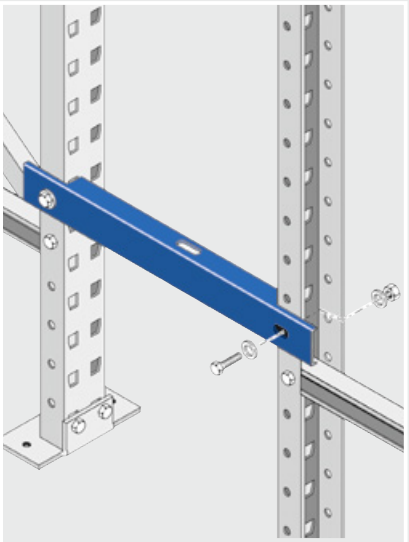

Spacers

Two single-row racks can be positioned one behind the other and then connected with spacers to form double-row racks. The length of the spacers is calculated from the difference between the rack depth and loading aids/loading unit plus 100 mm.

Item	Distance (mm)	Order no.
D 50 L	50	151060
D 100 L	100	151070
D 150 L	150	151080
D 200 L	200	151090
D 250 L	250	151100
D 300 L	300	151110
D 350 L	350	151120
D 400 L	400	151130
D 450 L	450	151140
D 500 L	500	151150

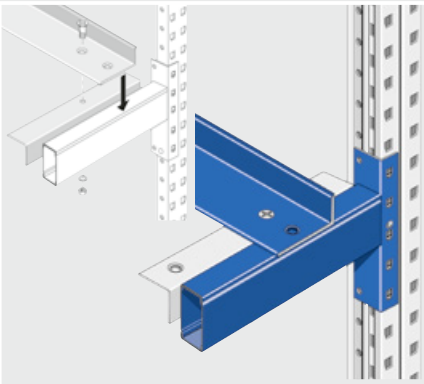

Fixing angle for front-to-back supports

Fitting options for front-to-back supports, either designed for euro pallets, industrial pallets or DIN-box mesh box pallets.

Item	Clear bay width (mm)	Order no.
AW 19	1,900	6690073
AW 22	2,200	155040
AW 27	2,700	155050
AW 29	2,900	155060
AW 33	3,300	155070
AW 36	3,600	155080
AW 39	3,900	155090

Front-to-back support made of angled profile for pallet and container storage

For the fitting loading aids in pallet racking systems. Loading aids for each pair of front-to-back supports are required for containers without a stable support surface on longitudinal beams. In the case of transverse storage of pallets and containers, one pair of front-to-back supports are required for each loading aid. Locking brackets are required for fastening and securing against sliding on the longitudinal beams (as fig. above).

Cross section L 80/40/6

Load capacity up to 1,000 kg

Without backstop

Item	Frame depth (mm)	Pallet/ container depth (mm)	Order no.
QA85	850	800	155100
QA110	1,100	1,000	6688844
QA125	1,250	1,200	155140

With 30 mm backstop

Item	Frame depth (mm)	Pallet/ container depth (mm)	Order no.
QA85A	850	800	155110
QA110A	1,100	1,000	6688881
QA125A	1,250	1,200	155150

Cross section L 100/50/6

Load capacity up to 1,500 kg

Without backstop

Item	Frame depth (mm)	Pallet/ container depth (mm)	Order no.
QA855	850	800	155160
QA1105	1,100	1,000	6690541
QA1255	1,250	1,200	155200

With 40 mm backstop

Item	Frame depth (mm)	Pallet/ container depth (mm)	Order no.
QA855A	850	800	155170
QA1105A	1,100	1,000	6690546
QA1255A	1,250	1,200	155210

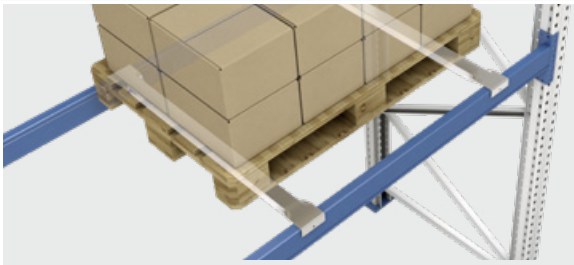

Front-to-back supports

The front-to-back supports are placed between the beams. The load specifications apply for uniformly distributed loads. For point loads they are not suitable.

Item	Frame depth (mm)	Max. pallet weight with 2 front-to-back supports (kg)	Order no.
TA-C-085-10	850	1,000	6700196
TA-C-110-10	1,100	1,000	6700198

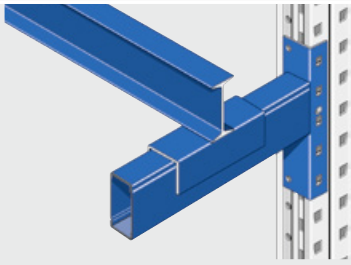

Fork spacers

For storing wooden pallets, sheet metal packages, boxes, containers or other large storage objects. Ground clearance for forklifts 100 mm, max. load per piece 2,000 kg for evenly distributed loads.

Item	for frame depth (mm)	Order no.
QU 851	850	155220
QU 1101	1,100	6688837
QU 1251	1,250	155240

Order no. = on stock

Accessories

Mesh panels

Placed on longitudinal beams and locked in place. Mesh size 33 x 33 mm. Two-piece for clear bay width 2,200 mm. The load specifications apply for evenly distributed loads. The variants listed are not suitable for point loads. Other versions available on request.

Supported mesh panels for INP and CE beam profiles

Item	Frame depth (mm)	Clear bay width (mm)	Support member height (mm)	Compartment load (kg)	Order no.
FGA19-085-30-134X	850	1,900	30	1,600	***162559***
FGA19-110-30-134X	1,100	1,900	30	1,400	***2041671***
FGA19-125-35-140X	1,250	1,900	35	1,500	***162581***
FGA22-085-30-134X	850	2,200	30	2,000	***156100***
FGA22-110-30-134X	1,100	2,200	30	1,700	***2041672***
FGA22-125-35-140X	1,250	2,200	35	1,900	***156240***
FGA27-085-30-134X	850	2,700	30	2,500	***156110***
FGA27-110-30-134X	1,100	2,700	30	2,100	***2041674***
FGA27-125-35-140X	1,250	2,700	35	2,300	***156250***
FGA29-085-30-134X	850	2,900	30	2,700	***156120***
FGA29-110-30-134X	1,100	2,900	30	2,300	***2041675***
FGA29-125-35-140X	1,250	2,900	35	2,500	***156260***
FGA33-085-30-134X	850	3,300	30	3,000	***156130***
FGA33-110-30-134X	1,100	3,300	30	2,600	***2041676***
FGA33-125-35-140X	1,250	3,300	35	2,900	***156270***
FGA36-085-30-134X	850	3,600	30	3,300	***156140***
FGA36-110-30-134X	1,100	3,600	30	2,800	***2041677***
FGA36-125-35-140X	1,250	3,600	35	3,100	***156280***
FGA39-085-30-134X	850	3,900	30	3,500	***156150***
FGA39-110-30-134X	1,100	3,900	30	3,100	***2041678***
FGA39-125-35-140X	1,250	3,900	35	3,400	***156290***

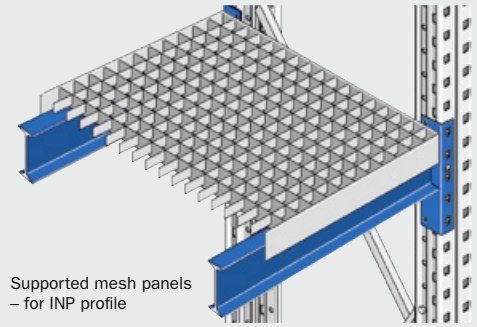

Supported mesh panels – for INP profile

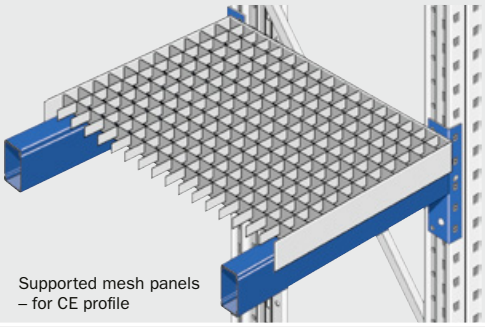

Supported mesh panels – for CE profile

Sheet steel panels

C-shaped bevel. Locking in depth direction through short-side overlap of the beams. Individual or multiple covers can be used. The load specifications apply for evenly distributed loads.

Clear bay width (mm)	Panel width (mm)	Number of panels
1,900	300	5
	200	2
2,200	300	6
	200	2
2,700	300	9

Clear bay width (mm)	Panel width (mm)	Number of panels
2,900	300	9
	200	1
3,300	300	11
3,600	300	12
3,900	300	13

Panel width 200 mm

Item	for frame depth (mm)	Load (kg)	Order no.
FPA 20-085-40-40X	850	680	***193150***
FPA 20-110-40-40X	1,100	550	***6701139***
FPA 20-125-40-40X	1,250	460	***193170***

Panel width 300 mm

Item	for frame depth (mm)	Load (kg)	Order no.
FPA 30-085-40-30X	850	340	***193110***
FPA 30-085-40-50X		700	***193190***
FPA 30-110-40-30X	1,100	200	***6701140***
FPA 30-110-40-50X		630	***6691258***
FPA 30-125-40-30X	1,250	190	***193130***
FPA 30-125-40-50X		500	***193210***

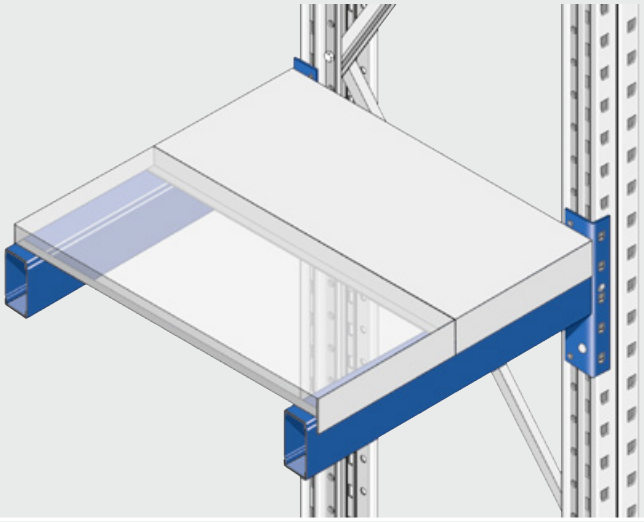

Accessories

Chipboard

Placed on the profile of the INP or CE longitudinal beams. Secured against moving with fixing brackets. Two-piece for clear bay widths exceeding 3,300 mm. The load specifications apply for evenly distributed loads. The variants listed are not suitable for point loads. Other versions available on request. Surface: untreated.

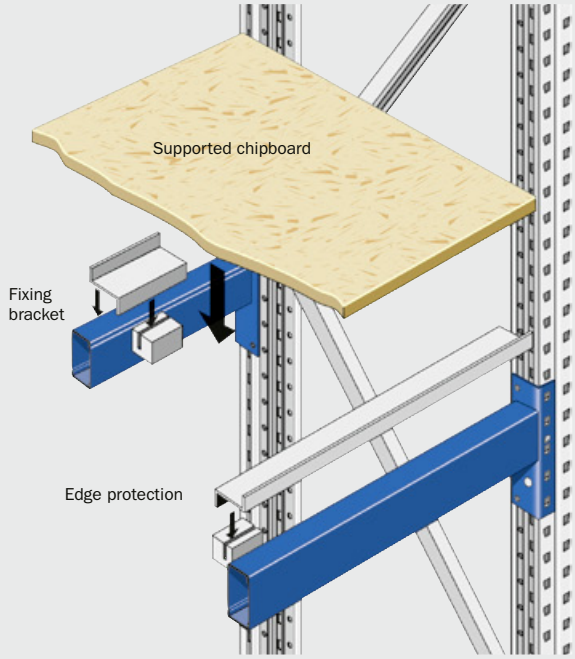

38 mm thick, normal compression for INP and CE profiles

Item	Frame depth (mm)	Clear bay width (mm)	Comp. load (kg)	Order no.
FSA 19-085-38-NX	850	1,900	1,300	669834
FSA 19-110-38-NX	1,100	1,900	950	6691186
FSA 19-125-38-NX	1,250	1,900	600	669954
FSA 22-085-38-NX	850	2,200	1,600	306850
FSA 22-110-38-NX	1,100	2,200	1,100	6689288
FSA 22-125-38-NX	1,250	2,200	750	307130
FSA 27-085-38-NX	850	2,700	2,000	306860
FSA 27-110-38-NX	1,100	2,700	1,400	6689290
FSA 27-125-38-NX	1,250	2,700	900	307140
FSA 29-085-38-NX	850	2,900	2,200	306870
FSA 29-110-38-NX	1,100	2,900	1,500	6689292
FSA 29-125-38-NX	1,250	2,900	1,000	307150
FSA 33-085-38-NX	850	3,300	2,500	306880
FSA 33-110-38-NX	1,100	3,300	1,700	6689300
FSA 33-125-38-NX	1,250	3,300	1,100	307160
FSA 36-085-38-NX	850	3,600	2,700	306890
FSA 36-110-38-NX	1,100	3,600	1,900	6689302
FSA 36-125-38-NX	1,250	3,600	1,200	307170
FSA 39-085-38-NX	850	3,900	2,900	306900
FSA 39-110-38-NX	1,100	3,900	2,000	6689304
FSA 39-125-38-NX	1,250	3,900	1,300	307180

38 mm thick, highly compressed for INP and CE profiles

Item	Frame depth (mm)	Clear bay width (mm)	Comp. load (kg)	Order no.
FSA 19-085-38-HX	850	1,900	2,100	669864
FSA 19-110-38-HX	1,100	1,900	1,500	6691226
FSA 19-125-38-HX	1,250	1,900	1,000	669984
FSA 22-085-38-HX	850	2,200	2,600	306920
FSA 22-110-38-HX	1,100	2,200	1,900	6689289
FSA 22-125-38-HX	1,250	2,200	1,300	307200
FSA 27-085-38-HX	850	2,700	3,200	306930
FSA 27-110-38-HX	1,100	2,700	2,300	6689291
FSA 27-125-38-HX	1,250	2,700	1,600	307210
FSA 29-085-38-HX	850	2,900	3,500	306940
FSA 29-110-38-HX	1,100	2,900	2,500	6689293
FSA 29-125-38-HX	1,250	2,900	1,700	307220
FSA 33-085-38-HX	850	3,300	4,000	306950
FSA 33-110-38-HX	1,100	3,300	2,800	6689301
FSA 33-125-38-HX	1,250	3,300	1,900	307230
FSA 36-085-38-HX	850	3,600	4,000	306960
FSA 36-110-38-HX	1,100	3,600	3,100	6689303
FSA 36-125-38-HX	1,250	3,600	2,100	307240
FSA 39-085-38-HX	850	3,900	4,000	306970
FSA 39-110-38-HX	1,100	3,900	3,300	6689305
FSA 39-125-38-HX	1,250	3,900	2,300	307250

Edge protection

For 38 mm chipboard and INP/CE longitudinal beams, incl. spacers.

Item	Clear bay width (mm)	Order no.
KN 1924	1,900	308390
KN 2224	2,200	157150
KN 2724	2,700	157160
KN 2924	2,900	157170
KN 3324	3,300	157180
KN 3624	3,600	157190
KN 3924	3,900	157200

Fixing bracket

For 38 mm chipboard and INP/CE longitudinal beams. 4 fixing brackets are required for the clear bay width 1,900 to 2,900 mm and 8 for the clear bay width 3,300 to 3,900 mm.

FSHB 24	Fixing bracket, incl. spacer block (plastic)	1 pc.	156910

Floor anchor

The frame needs to be anchored to ensure the stability of the pallet racking systems. M10 expansion anchors are used for a normal C20/25 concrete floor; M10 adhesive anchors are used for floors containing magnesium.

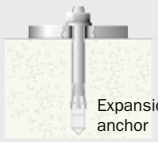

Item		Order no.
BA 10 SL	M 10 expansion anchor	67030
BA 10 VA	M 10 adhesive anchor	67390

Base shims

To compensate for uneven ground, galvanized.

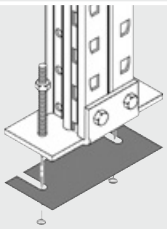

Item	Thickness (mm)	Support profile	Order no.
AP 60.91	1	P73 – P95	143150
AP 60.92	2	P73 – P95	155010

Insulation plates

Insulation plates made of plastic are needed for each rack support in order to prevent corrosion on floors containing magnesium.

IP 60.91	1	P73 – P95	155020

Order no. = on stock

GALVANIZED | RAPESEED YELLOW | SIGNAL YELLOW

RAL 1021 | MARKING

Design according to FEM 10.2.16

Security regulations

Fixed racks that are served by non-track-bound ground conveyors require adequate protection against damage to the rack frame on the corners and gangways

Safety accessories for pallet racking systems

Corner protector

Sturdy, angle profile with strong floor plate, including an anchor for attachment to the hall floor.

ES 400 K corner protector

Item	Height (mm)	Order no.
ES 400 K	400	8007268

Guard

To protect the rack supports against being damaged by ground conveyors, 155 mm wide, U-shaped, including 4 floor anchors.

Guard

Item	Height (mm)	for support profile	Order no.
AS 400/6-1	400	P 73 – P 95	8009384
AS 400/6-2	400	P 113 – P 215	8009387

Upright protector

For reinforcing the front rack supports and as a protection against damage, 750 mm high, including fixing kit. Plastic version on request.

Upright protector

Item	for support width (mm)	Height (mm)	for support profile	Order no.
STS 75-6-400	75	400	P 75	8007537
STS 75-6-750		750	P 75	8007533
STS 90-6-400	90	400	P 90	8007538
STS 90-6-750		750	P 90	8007534
STS 100-6-400	100	400	P 100	8007539
STS 100-6-750		750	P 100	8007535
STS 120-6-400	120	400	P 120	8007540
STS 120-6-750		750	P 120	8007536

Buffer

Particularly vulnerable areas of pallet racking systems, such as gangways or heavily frequented passages. require sturdy buffers.

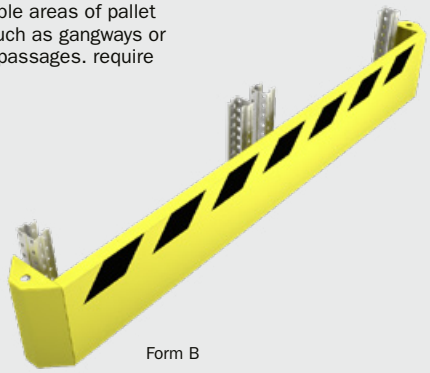

Form B



Form K

Form B

400 mm high, 265 mm wide, including floor anchors.

Item	for frame depth (mm)	Order no.
RS4B 085	850	8003854
RS4B 110	1.100	8003864
RS4B 125	1.250	8003869
RS4B 180	1.800	8003874
RS4B 220	2.200	8003879
RS4B 230	2.300	8003884
RS4B 235	2.350	8003889
RS4B 240	2.400	8003894
RS4B 245	2.450	8003899
RS4B 250	2.500	8003904
RS4B 255	2.550	8003909
RS4B 260	2.600	8003914

Form K

With a sturdy C-Sigma profile, 400 mm high, 159 mm wide, including floor anchor, with additional support above 1,800 mm long.

Item	for frame depth (mm)	Best.-Nr.
RS 0854 K	850	8009062
RS 1054 K	1.050	8009063
RS 1104 K	1.100	8009064
RS 1254 K	1.250	8009065
RS 1804 K	1.800	8009068
RS 2204 K	2.200	8009070
RS 2304 K	2.300	8009071
RS 2354 K	2.350	8009072
RS 2404 K	2.400	8009073
RS 2454 K	2.450	8009074
RS 2504 K	2.500	8009075
RS 2554 K	2.550	8009076
RS 2604 K	2.600	8009077

GENTIAN BLUE RAL 5010 GALVANIZED

Safety accessories for pallet racking systems

Mesh back panel cladding

The rear sides of free-standing racks must be secured to prevent the loading units from falling out. Observe the applicable safety regulations or ask our technical consultants.

The mesh back panels are made of mesh mats with defined lengths and heights. They are combined depending on the rack height and clear bay widths. The mesh spacing is 100 x 50 mm. A GRM mesh segment consists of 2 C-profiles and the necessary mesh mats. Depending on the number of mesh mats, mesh connectors and compensating rods are required to secure the bracket sets (including fixing kit) – please order separately.

Spacing: 180 mm outer edge of the rack supports – GRM inner edge; 220 mm outer edge of the rack supports – inner edge GRM.

Ordering note

The mesh and fittings should not protrude beyond the frame. The top edge of the mesh back panel is identical to the rack height. All of the frames in a rack row must also be the same height. Load securing must also be fitted to prevent the loading units from falling out of the sides and must also be taken into consideration.

Number of mesh connectors

Rack height	Clear bay width						
	1,900	2,200	2,700	2,900	3,300	3,600	3,900
2,500	1	1	2	2	2	3	2
3,000	2	2	4	4	4	6	4
3,600	2	2	4	4	4	6	4
4,100	3	3	6	6	6	9	6
4,700	3	3	6	6	6	9	6
5,200	3	3	6	6	6	9	6
5,800	4	4	8	8	8	12	8
6,300	4	4	8	8	8	12	8
6,900	5	5	10	10	10	15	10
7,400	5	5	10	10	10	15	10

Ordering example

For 3,600 mm high rack you require:
1 723 mm high mesh segment height 723 mm and
2 1,273 mm high mesh segments.

For a 3,600 mm high pallet racking and the bay width 3,900 mm order:
1 x GRM-3907, 2 x GRM-3912, 4 x bracket set, 4 x compensating rods, 4 x mesh connectors

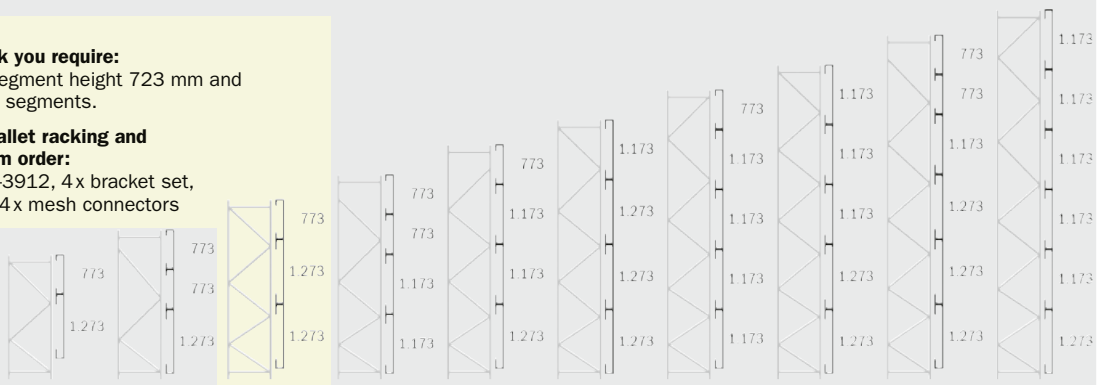

Rack height in mm	2,500	3,000	3,600	4,100	4,700	5,200	5,800	6,300	6,900	7,400
Lower dimension in mm	345	45	45	45	45	45	45	45	45	45
The number of required mesh segments										
H 773 mm	1	2	1	2	1	–	1	–	2	–
H 1,173 mm	–	–	–	2	2	1	4	3	1	5
H 1,273 mm	1	1	2	–	1	3	–	2	3	1
No. of console sets	3	4	4	5	5	5	6	6	7	7
No. of compensating rods	2	2	4	4	4	4	6	6	6	6

Mesh segment height 773 mm

Item	Clear bay width (mm)	Order no.
GRM-0907	900	6686319
GRM-1107	1,100	6686320
GRM-1307	1,300	6686321
GRM-1907	1,900	6686886
GRM-2207	2,200	6686329
GRM-2707	2,700	6686330
GRM-2907	2,900	6686331
GRM-3307	3,300	6686332
GRM-3607	3,600	6686333
GRM-3907	3,900	6686334

Mesh segment height 1,173 mm

Item	Clear bay width (mm)	Order no.
GRM-0911	900	6686322
GRM-1111	1,100	6686323
GRM-1311	1,300	6686324
GRM-1911	1,900	6686910
GRM-2211	2,200	6686337
GRM-2711	2,700	6686338
GRM-2911	2,900	6686339
GRM-3311	3,300	6686340
GRM-3611	3,600	6686341
GRM-3911	3,900	6686342

Mesh segment height 1,273 mm

Item	Clear bay width (mm)	Order no.
GRM-0912	900	6686325
GRM-1112	1,100	6686326
GRM-1312	1,300	6686327
GRM-1912	1,900	6686934
GRM-2212	2,200	6686345
GRM-2712	2,700	6686346
GRM-2912	2,900	6686347
GRM-3312	3,300	6686348
GRM-3612	3,600	6686349
GRM-3912	3,900	6686350

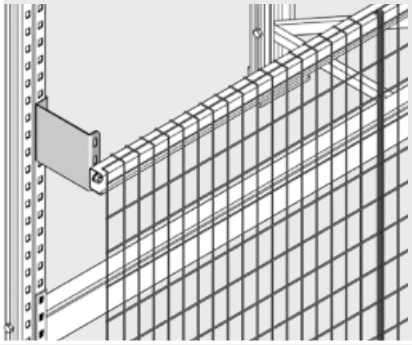

Console set (incl. fixing kit)

Item	Lenge (mm)	Frame depth (mm)	Order no.
without consideration of a end stop			
GRM-K2-060-S	60	850, 1,250	6690045
GRM-K2-130-S	130	1,100	6690046
with consideration of a end stop			
GRM-K2-180-S	180	850, 1,250	6690047
GRM-K2-340-S	340	1,100	6690050

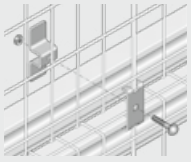

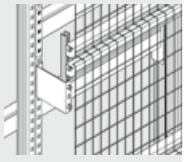

Item	Order no.
Mesh connector (see table above)	
GRM-GVS	6687406
Compensating rods (incl. fixing kit)	
GRM-ASS	6686298

Order no. = on stock

Mandatory labeling

The regulations of the trade associations demand labeling of rack facilities with all the necessary load specifications





Safety accessories for pallet racking systems

Load signs

Item	W x H (mm)	Material	Order no.
PRTS 7050 LTR	450 x 600	Aluminum, incl. fixing kit	992305*
TS 0615	60 x 150	PVC adhesive film	157300*

* The technical data is defined via a time sheet. It is offered and invoiced as part of the price of the sign.

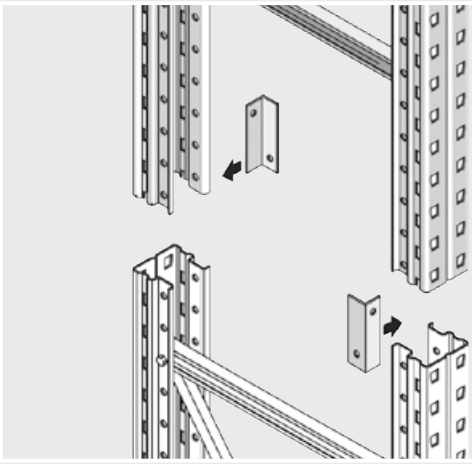

Frame extension at row end

Protects against lower units from falling out of the sides, 500 mm high including fixing kit.

Surface: Galvanized.

Note: Frame extensions at row end cannot be used in conjunction with mesh back panels.

Artikel	Frame profil (mm)	Frame depth (mm)	Order no.
AN 68	75	850	34870
AN 98	90	850	34860
AN 611	75	1.100	on req.
AN 911	90	1.100	on req.
AN 62	75	1.250	34890
AN 92	90	1.250	34850

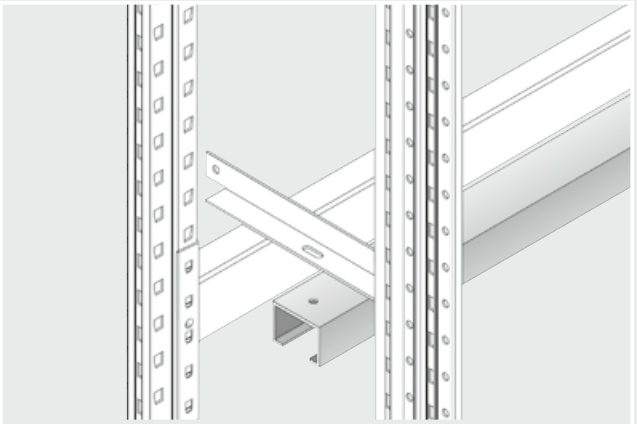

End stops

Double-row racks require end stops if the distance between the loading aids or the load unit is less than 100 mm. On single-row racks, end stops prevent the load units from unintentionally falling out. Depending on the requirements, a 60 or 100 mm wide profile can be used.

Item	Clear bay width (mm)	Profile	Order no.
DSC060FW1900	1,900	C 60/40	6689260
DSC060FW2300	2,300	C 60/40	6689264
DSC060FW2700	2,700	C 60/40	6689268
DSC100FW2900	2,900	C 100/60	6689270
DSC100FW3300	3,300	C 100/60	6689274
DSC100FW3600	3,600	C 100/60	6689277
DSC100FW3900	3,900	C 100/60	6689280

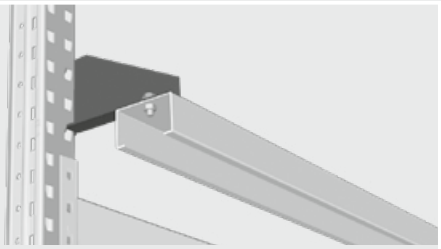

Accessories for end stops for single-row racks

Single-row racks require 2 brackets with 126 mm spacing for each end stop.

Item	for frame depth (mm)	Order no.
DSC-K110	1,100	6689689

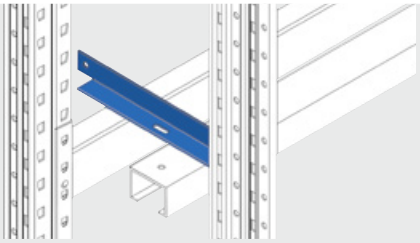

Accessories for end stops for double-row racks

For double-face rack rows require 2 spacers as brackets for each end stop.

Further information is available on **page C9.**

YELLOW WHITE

Storage and storage space marking

The potentials for accelerating logistics processes and, thus, permanently reducing costs are extremely high.

Both manual and computer-controlled warehouses can be optimized with visual warehouse organization procedures and systems.

Rapid and safe storage, retrieval and relocation significantly enhance the employees' productivity. Pickers and forklift drivers are guided to the right location in the shortest possible time.

The solution is a clearly understandable guidance system that can be implemented quickly and easily. At the same time, the investment to install the visual warehouse organization is particularly low.

Systematic numbering of all storage spaces and the number key form the basis and the prerequisite for efficient warehouse organization.

Each storage space is the signed a unique and unmistakable code, which consists of at least three coordinates: rack row, longitudinal position and height position.

Additional information can also be printed on the labels such as storage areas, check digits, barcodes and position arrows.

A diverse range of fonts, colors and sizes for signs, labels, label holders and ground markings are available.

Please inquire if you would like a version that is not listed here.

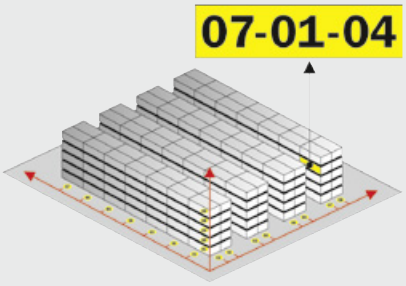

Further versions

on request

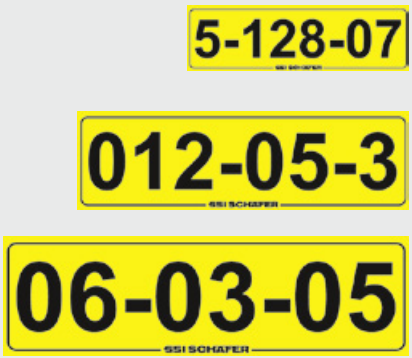

Storage space labels

Self-adhesive polyethylene film,
Color: yellow, lettering: black,
up to 8 characters including separators.
Minimum order quantity: 100 pieces.

Quantity scale: 1 – 1,999 pieces

Item	W x H (mm)	Order no.
R SK 1230 SG	120 x 30	189900
R SK 1438 SG	140 x 38	189901
R SK 2265 SG	220 x 65	189902

from 2,000 units on request

Storage space labels

Self-adhesive polyethylene film,
Color: white, lettering: black,
up to 8 characters including separators.
Minimum order quantity: 100 pieces.

Quantity scale: 1 – 1,999 pieces

Item	W x H (mm)	Order no.
R SK 1230 SW	120 x 30	189903
R SK 1438 SW	140 x 38	189904
R SK 2265 SW	220 x 65	189905

from 2,000 units on request

Order no. = on stock

Storage and storage space marking

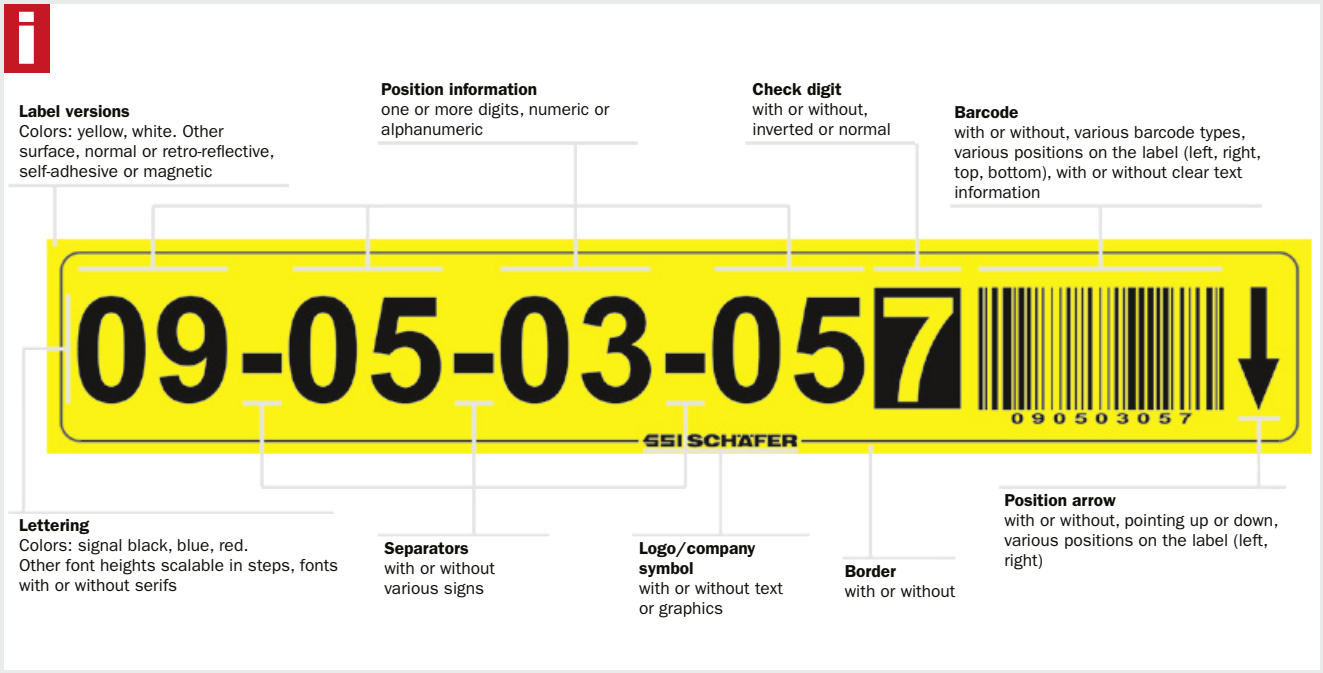

Storage space labels

Self-adhesive polyethylene film,
Color: yellow, lettering: black,
up to 8 characters including separators,
additionally with barcode.
Minimum order quantity: 100 pieces.

Quantity scale: 1 – 1,999 pieces

Item	W x H (mm)	Order no.
R SK 1230 SGB	192 x 38	189906
R SK 1438 SGB	224 x 38	189907
R SK 2265 SGB	380 x 65	189908

from 2,000 units on request

Storage space labels

Self-adhesive polyethylene film,
Color: white, lettering: black,
up to 8 characters including separators,
additionally with barcode.
Minimum order quantity: 100 pieces.

Quantity scale: 1 – 1,999 pieces

Item	W x H (mm)	Order no.
R SK 1230 SWB	192 x 38	189909
R SK 1438 SWB	224 x 38	189910
R SK 2265 SWB	380 x 65	189911

from 2,000 units on request

YELLOW WHITE

Storage and storage space marking



Floor markings

For the identification of pallet and (block) storage areas or driving and walking lanes, self-adhesive, thickness: 0.3 mm, color: yellow.

Item	Forms	PU	Order no.
R BM K	Circle	1	189917
R BM R	Circular blank	50	189918
R BM T	T-piece	10	189919
R BM KR	Cross	1	189920
R BM E	Corner piece	10	189921
	with label		on req.

Rack row signs

Made of PVC, impact-resistant, color: yellow, Font: black, up to 2 characters, including fixing kit.

Item	W x H (mm)	Order no.
R RZ 20200	200 x 200	189912
R RZ 30300	300 x 300	189913
R RZ 50500	500 x 500	189914

Rack row angle sign

Made of PVC, impact-resistant, color: yellow, Font: black, up to 3 characters, including fixing kit.

Item	Length (mm)	Order no.
R RW 30300	300 x 300	189915

Label holder

Self-adhesive plastic label holders, total height 33 mm (for label height 30 mm). Without label inserts.

Item	Length (mm)	Order no.
K EH 0880	780	442518
K EH 1080	980	442538
K EH 1280	1,180	442558
K EH 1350	1,250	442565
K EH 1800	1,700	442610
K EH 2200	2,100	442650
K EH 2700	2,600	442700

Push-in label

Pre-perforated labels made of 120 g/m² paper, white, 20 labels on one DIN A4 sheet for self printing. Label format: 100 x 30 mm.

Item	Format (form)	Order no.
R EE 1030	DIN A4	189916

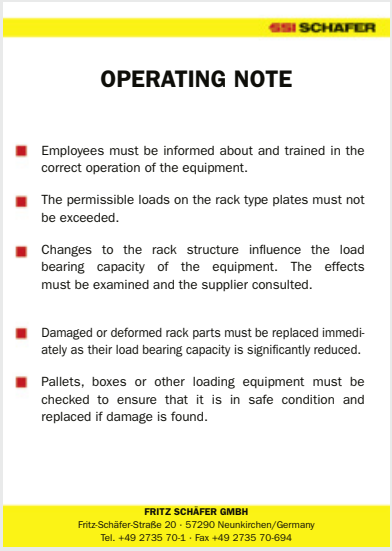

Operating note / Safety note

FEM regulations for storage facilities.

Made of aluminum composite, W 420 x H 600 mm, multi-colored printing, incl. fixing kit.

Item		Order no.
TS 7050 BH	Operating note	992305

Item		Order no.
TS 7050 SH	Safety note	992305

Order no. = on stock

Storage and storage space marking

Cleaning agents

For cleaning and preparing the adhesive surfaces for self-adhesive labels.

Item		Order no.
R RM	Cleaning agent 0.5 l	189922
R RA	Scraper	189923
R RT	Cleaning cloths 50 pcs.	189924

Chains

Red/white; chain stand with triangular, cement filled stand, including 2 hooks made of plastic – for fastening the chain barrier to the chain stand; chain barriers made of plastic, color change every 50 cm, colorfast and weather-resistant.

Item	Type	Order no.
R KS	Chain stand	189928
R KG	Chain barrier	189929

Warning marking tape made of PE film

66 meters long, 60 mm wide, yellow/black crosshatched.

Item	Type	Order no.
R WA LI	Pointing left	189927

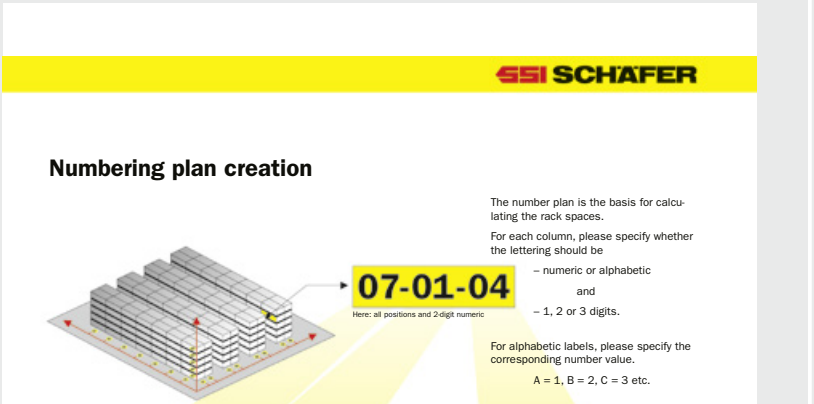

SSI SCHÄFER

Numbering plan creation

The number plan is the basis for calculating the rack spaces.

For each column, please specify whether the lettering should be

– numeric or alphabetic

and

– 1, 2 or 3 digits.

For alphabetic labels, please specify the corresponding number value.

A = 1, B = 2, C = 3 etc.

07-01-04

Here: all positions and 2-digit numeric

Warehouse Area	Rack row or aisle	Longitudinal position	Storage space or rack bay	Height position	Total
Example: 1 to 1 (1)	3 to 3 (1)	3 to 5 (3)	1 to 3 (3)	1 to 4 (4)	1x1x3x3x4 = 36
○ numeric ○ alphabetic ○ 1 digit ○ 2 digits	○ numeric ○ alphabetic ○ 1 digit ○ 2 digits ○ 3 digits	○ numeric ○ alphabetic ○ 1 digit ○ 2 digits ○ 3 digits	○ numeric ○ alphabetic ○ 1 digit ○ 2 digits	○ numeric ○ alphabetic ○ 1 digit ○ 2 digits	
to	to	to	to	to	
to	to	to	to	to	
to	to	to	to	to	
to	to	to	to	to	
to	to	to	to	to	
to	to	to	to	to	
to	to	to	to	to	
to	to	to	to	to	
to	to	to	to	to	
to	to	to	to	to	
				Total sum of the rack spaces	

SSI SCHÄFER • FRITZ SCHÄFER GMBH
Fritz-Schäfer-Straße 20 · 57290 Neunkirchen/Germany
Tel. +49 2735 70-1 · Fax +49 273570-396

PDF template

on request

Internat. rescue sign EXIT

390 x 115 mm, made of aluminum.

Item	Type	Order no.
R IR LI	Pointing left	189932
R IR RE	Pointing right	189933
R IR AB	Down	189930
R IR AU	Up	189931

Prohibition signs made of aluminum

200 mm diameter, as per DIN 4844 -2.

Item	Type	Order no.
R VZ 20F12	"Pedestrians	189925
	prohibited"	
R VZ 20U12	"Unauthorized	189926
	access prohibited"	